



Henkel's Innovative Adhesive Film Solutions

Preform Film Parts from the Global Leader in Adhesives



As the global leader in adhesive technology, Henkel sets the standard for innovation, performance and reliability. Adhesive film solutions have long been a trademark of Henkel's expertise. Its more than 30-year track record of epoxy film success speaks for itself. With in-house development and customization capabilities, Henkel's preform LOCTITE ABLESTIK brand adhesive films address the requirements of

today's demanding applications. Our adhesive films provide exceptional mechanical strength, are offered in electrically conductive or dielectric isolation formulations, and provide outstanding thermal transfer capability. With application-specific chemistries and formats available in made-to-order shapes and sizes, Henkel's preform adhesive films ensure consistent, void-free bondlines and high yield success.





Features and Benefits

- Global leader with vast technology knowledge
- Supply chain simplification (one vendor source)
- Clean room environment: No cross contamination within the manufacturing equipment
- Single source vendor reduces risk
- Technology knowledge

Applications

- Thermal Management
- Electrically Insulating
- Electrically Conductive

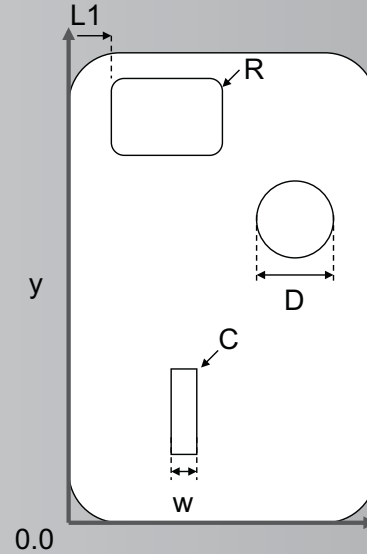
Required Elements for Drawings

Each item below must be completed when submitting your order.

To place an order, please contact Customer Service at **1.310.764.4600**.

✓	Customer company name.
✓	Part name(s) or number(s).
✓	Drawing name(s) or number(s).
✓	Revision levels and dates.
✓	Units of measure (inches or mm).
✓	Drawing scale.
✓	CAD drawing required in .dxf or .dwg format.
✓	If drawing has two dimensions or less and has a tolerancing equal to or greater than 0.25, then no CAD file shall be required.
✓	Tolerances on all features are measured referenced to the origin, unless otherwise noted in the drawing (block tolerance OK).
✓	Referenced origin is the lower left hand corner, unless otherwise noted on drawing.
✓	Critical relative distance measurement, alignment holes, etc., are manual measurements and must be clearly identified in the drawing.
✓	At least two reference planes printed on drawing.
✓	Other special instructions for packaging, box quantities, references to specs, etc.


Recommended Geometrical Standards



Engineering Guidelines

Dimension	Tolerance	Min.	Max.
X=	" ± 0.01"	0.050"	12.00"
Y=	" ± 0.01"	0.050"	12.00"
W=	" ± 0.01"	0.025"	
L1=	" ± 0.01"	0.025"	
D=	" ± 0.01"	0.030"	
R=	" ± 0.005"	0.020"	
C=	° ± 5°	x,y < 0.100"	
	° ± 1°	x,y ≥ 0.100"	

* Tighter tolerances available upon request.



Henkel Corporation
18930 W. 78th Street Chanhassen, MN
55317 USA
Tel: +1.952.835.2322
Tel: +1.800.347.4572
Fax: +1.952.835.0430

Henkel Corporation
20021 Susana Road
Rancho Dominguez, CA
90221 USA
Tel: +1.310.764.4600
Fax: +1.310.605.2274

Across the Board, Around the Globe.
www.henkel.com/electronics

